

## Purple Set

The Purple Set introduces more digraphs. Purple 1 covers **ar**. Purple 2 introduces **or**. Purple 3 includes **er**, **ur**, and **ir**. Purple 4 has words with **aw** and **al**. Purple 5 highlights **oi** and **oy**. Purple 6 incorporates **ow** and **ou**. Purple 7 is review for all of the digraphs in the set.

Introduce the first drawers using the movable alphabet to spell words with that **ar** digraph (e.g.: barn, star). Proceed with the Standard Sequence of Presentation for the first drawer only moving on to the second drawer when the child has shown mastery. Introduce the second drawer as the first, using the movable alphabet to spell words with the **or** digraph (e.g.: born, form). Proceed with the Standard Sequence of Presentation for the second drawer only moving on to the third drawer when the child has shown mastery.

For Purple 3 through 6, the initial presentations with the moveable alphabet can explore spelling variations for the elements within that drawer. For example, for drawer 4 you can set out **al** and work through words like fall, tall, stall, etc. Then switch to **aw** and make words with that digraph. When identifying the pictures during the Standard Sequence of Presentation, sort the Picture Cards according to the spelling variation used. Remember to only move on to the next drawer when the child has shown mastery of the preceding one. Purple 7 serves as review.

### di·graph

/ˈdɪˌɡrɑf/ 

*noun*

1. a combination of two letters representing one sound, as in ph and ey.

Powered by [Oxford Dictionaries](#)

## **Standard Sequence of Presentation**

This Standard Sequence of Presentation outlines the four step approach used in the Waseca Reading Program. Take time with each of these steps. Learning to encode and decode, essentially breaking the code of reading, is a huge leap. It will happen more quickly for some than others. After completing the initial introductions to each color (as outlined on the following pages), the materials should be presented as follows:

### **Step 1**

- Place the Picture Card with the phonetic element from that drawer at the top of the mat. Note that some drawers have multiple phonetic elements. In these instances, place all of the phonetic element cards at the top of the mat.
- Identify each picture and invite the child to spell the words with the moveable alphabet. If there is more than one spelling option for the sound (or more than one phonetic element for that drawer), sort the Picture Cards according to which option is used for that word.

### **Step 2**

- The child matches the Label to the Picture Card.
- Using the Labels as flash cards, have the child read the words on the back (printed in black) to you.

### **Step 3**

- The child reads the words in the Phonogram Booklet(s) for that drawer to you.

### **Step 4**

- The child practices writing the words (in cursive or print) from that drawer with the appropriate sheet from the Masters for Writing Practice.

The child can mark their progress by coloring in each of the four squares upon completion of each step on the Progress Chart. Many children break the code midway through the Waseca Reading Program's color sets. Once coding and decoding has become familiar, the drawers can serve as a spelling program.

purple 1

purple 4

purple 7

purple 2

purple 5

purple 3

purple 6

envelope labels

## purple 1

farm  
carpet  
market  
garden  
harp  
starfish  
park  
bark

## purple 2

cork  
corn  
fork  
horn  
tractor  
orbit  
thorns  
forest

## purple 3

fern  
lantern  
river  
herd  
turnip  
fur  
church  
shirt  
bird  
girl  
curls  
first

## purple 4

yawn  
hawk  
crawl  
claw  
ball  
salt  
small  
wall

## purple 5

point

oil

coin

soil

toy

boy

oyster

corduroy

## purple 6

clown

owl

brown

cow

mouth

spout

cloud

hound

## purple 7

sparkler

hornet

shorter

otter

yurt

walnut

strawberry

flower

foil



farm



carpet



market



garden

purple 1



harp



starfish



park



bark



cork



corn



fork

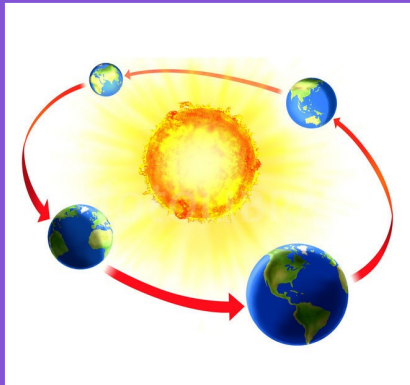


horn

purple 2



tractor



orbit



thorns



forest



fern



lantern



river



herd

purple 3



turnip



fur



church



shirt






bird

girl

curls

first

purple 3




yawn

hawk

crawl

claw

purple 4




ball

salt

small

wall




point

oil

coin

soil

purple 5




toy

boy

oyster

corduroy




clown

owl

brown

cow

purple 6



mouth

spout

cloud


hound



sparkler



hornet



shorter



otter

purple 7



yurt




walnut



strawberry



flower



foil

purple 7

ar

or

er

ur

ir

aw

al

oi

oy

ow

ou

review

# phonogram booklet

## purple 1

ar

spark

carnivore

far

card

shark

marsh

mark

sharp

## purple 2

or

sport

form

short

storm

forlorn

morning

born

north

er

winter

butter

her

fertile

letter

herbivore

summer

better

## purple 3

ur

burp

surf

lurk

nurse

burn

spurt

turn

hurt

ir

chirp

fir

dirt

squirt

stir

swirl

twirl

firm

## purple 4

aw

bawl

saw

straw

jaw

fawn

drawing

shawl

dawn

al

tall

walk

balk

talk

hall

walrus

fall

chalk



# phonogram booklet

## purple 5

ol  
coil  
boil  
hoist  
join  
broil  
toil  
voice  
moist

oy  
soy  
destroy  
coy  
royal  
joy  
employ  
enjoy  
annoy

## purple 6

ow  
crown  
drown  
how  
shower  
growl  
down  
tower  
frown

ou  
bound  
ground  
found  
count  
loud  
sound  
south  
round

## purple 7

review  
different  
sidewalk  
garlic  
without  
stormy  
kindergarten  
turkey  
bounce

purple 1

spark

spark

purple 1

carnivore

carnivore

purple 1

far

far

purple 1

card

card

purple 1

shark

shark

purple 1

marsh

marsh

purple 1

mark

mark

purple 1

sharp

sharp

purple 2

sport

sport

purple 2

form

form

purple 2

short

short

purple 2

storm

storm

purple 2

morning

morning

purple 2

forlorn

forlorn

purple 2

born

born

purple 2

north

north

purple 3

winter

winter

purple 3

butter

butter

purple 3

her

her

purple 3

fertile

fertile

purple 3

summer

summer

purple 3

letter

letter

purple 3

herbivore

herbivore

purple 3

better

better

purple 3

burp

burp

purple 3

surf

surf

purple 3

lurk

lurk

purple 3

nurse

nurse



purple 3

burn

burn

purple 3

spurt

spurt

purple 3

turn

turn

purple 3

hurt

hurt

purple 3

chirp

chirp

purple 3

fir

fir

purple 3

dirt

dirt

purple 3

squirt

squirt

purple 3

twirl

twirl

purple 3

stir

stir

purple 3

firm

firm

purple 3

swirl

swirl

purple 4

bawl

bawl

purple 4

saw

saw

purple 4

straw

straw

purple 4

jaw

jaw

purple 4

fawn

fawn

purple 4

shawl

shawl

purple 4

drawing

drawing

purple 4

dawn

dawn

purple 4

tall

tall

Blank handwriting lines for the word 'tall'.

purple 4

walk

walk

Blank handwriting lines for the word 'walk'.

purple 4

balk

balk

Blank handwriting lines for the word 'balk'.

purple 4

talk

talk

Blank handwriting lines for the word 'talk'.

purple 4

hall

hall

purple 4

walrus

walrus

purple 4

fall

fall

purple 4

chalk

chalk

purple 5

coil

coil

purple 5

boil

boil

purple 5

hoist

hoist

purple 5

join

join



purple 5

toil

toil

purple 5

broil

broil

purple 5

voice

voice

purple 5

moist

moist

purple 5

soy

soy

purple 5

destroy

destroy

purple 5

royal

royal

purple 5

coy

coy

purple 5

joy

joy

A set of three horizontal lines for handwriting practice: a solid top line, a dashed middle line, and a solid bottom line. The word 'joy' is written in a dotted font between the middle and bottom lines. Below this set are two more identical sets of three horizontal lines, one solid top, one dashed middle, and one solid bottom, which are currently blank.

purple 5

employ

employ

A set of three horizontal lines for handwriting practice: a solid top line, a dashed middle line, and a solid bottom line. The word 'employ' is written in a dotted font between the middle and bottom lines. Below this set are two more identical sets of three horizontal lines, one solid top, one dashed middle, and one solid bottom, which are currently blank.

purple 5

annoy

annoy

A set of three horizontal lines for handwriting practice: a solid top line, a dashed middle line, and a solid bottom line. The word 'annoy' is written in a dotted font between the middle and bottom lines. Below this set are two more identical sets of three horizontal lines, one solid top, one dashed middle, and one solid bottom, which are currently blank.

purple 5

enjoy

enjoy

A set of three horizontal lines for handwriting practice: a solid top line, a dashed middle line, and a solid bottom line. The word 'enjoy' is written in a dotted font between the middle and bottom lines. Below this set are two more identical sets of three horizontal lines, one solid top, one dashed middle, and one solid bottom, which are currently blank.

purple 6

crown

crown

purple 6

drown

drown

purple 6

how

how

purple 6

shower

shower

purple 6

growl

growl

purple 6

down

down

purple 6

tower

tower

purple 6

frown

frown

purple 6

bound

bound

purple 6

ground

ground

purple 6

found

found

purple 6

count

count

purple 6

loud

loud

purple 6

sound

sound

purple 6

south

south

purple 6

round

round

purple 7

different

different

purple 7

sidewalk

sidewalk

purple 7

garlic

garlic

purple 7

without

without



purple 7

stormy

stormy

purple 7

kindergarten

kindergarten

purple 7

turkey

turkey

purple 7

bounce

bounce