

## Blue Set

The Blue Set explores various ways to make long vowel sounds. Blue 1 covers the **long a** with **ai**, **ay**, and **ei**. Blue 2 introduces the **long o** with **oa**, **ow**, **oe**, and **o**. Blue 3 works through the **long i** with **ie**, **i**, and **y**. The fourth and fifth drawers highlight the **long e** with **ea**, **ee**, and **ie** in Blue 4 and **ey**, **y** in Blue 5. Blue 6 covers the **long u** with **ue**, **ew**, and **oo**. Blue 7 introduces the **open syllable** with syllables that end in vowels.

The initial presentation involves using the moveable alphabet to explore different ways to make a long vowel sound with a child (or small group). Focus on the **long a** sound in Blue 1 first. Have the children think of words that have a long vowel sound. Spell each word with the moveable alphabet, ordering them in columns according to whether they use a **silent e**, **ay**, **ai**, or **ei**. Use these to point out that there are more ways than just the **silent e** that they just learned about in the Aqua Set to make the same sound.

As you introduce each drawer, place the letters for each variation at the top of the workspace. After coming up with several examples of words for each variation, see if you can find any patterns that might form spelling rules (e.g. a **long a** sound at the end of the word usually uses **ay**). When identifying the pictures during the Standard Sequence of Presentation, sort the Picture Cards according to the spelling variation used. You can do this with each drawer through Blue 6.

Before introducing Blue 7, review how to break words down into syllables with the child (or children). Practice clapping out two syllable words, then, three syllable words, and, finally, four syllable words. Spell some words with the moveable alphabet where a syllable ends in a long vowel sound (e.g. potato). Tell the child (or children) that when a syllable ends in a long vowel sound, the letter says its own name all by itself.

Remember to only move on to the next drawer when the child has shown mastery of the preceding one.

blue 1

blue 4

blue 7

blue 2

blue 5

blue 3

blue 6

envelope labels

### blue 1

snail  
tail  
train  
hay  
crayon  
spray  
gray  
rein  
vein  
veil  
nail

### blue 2

coat  
goat  
soap  
elbow  
snowman  
yellow  
toe  
hoe  
doe  
hold  
old  
goat

### blue 3

pie  
tie  
flies  
blind  
kind  
child  
sky  
fly  
python

### blue 4

bean  
peach  
stream  
read  
beads  
green  
sleep  
tree  
thief  
field  
shield

## blue 5

donkey  
chimney  
valley  
hockey  
candy  
empty  
puppy  
canopy

## blue 6

glue  
blue  
statue  
rescue  
screw  
jewel  
crew  
blew  
spoon  
root  
raccoon  
moon

## blue 7

baby  
tulip  
microscope  
relax  
robot  
crocodile  
tomato  
violin  
volcano





snail

tail

train

hay

blue 1


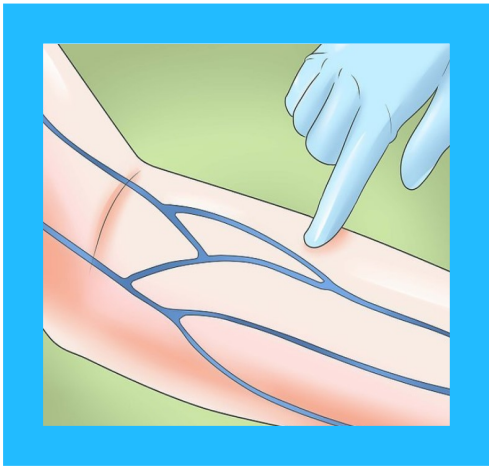


crayon

spray

gray

rein




vein

veil

nail

blue 1




coat

goat

soap

elbow

blue 2



snowman

yellow

toe

hoe



doe



hold



old



goal

blue 2





pie



tie



flies



blind

blue 3



kind



child



sky



fly



python


blue 3



bean



peach



stream



read

blue 4



beads



green



sleep



tree




thief

field

shield

blue 4



donkey



chimney



valley



hockey


blue 5



candy



empty



puppy



canopy



glue



blue



statue



rescue

blue 6



screw





jewel



crew



blew



spoon

root

raccoon

moon

blue 6



baby



tulip



microscope



relax


blue 7




robot



crocodile



tomato



violin





volcano

blue 7

long a

**ai, ay, ei**

long o

**oa, ow, oe, o**

long i

**ie, i, y**

long a

**ai**

long a

**ay**

long a

**ei**

long o

**oa**

long o

**ow**

long o

**oe**

long o

**o**

long i

**ie**

long i

**i**

long i

**y**

long e

**ea, ee, ie**

long e

**ey, y**

long u

**ue, ew, oo**

open  
syllable

long e

**ea**

long e

**ee**

long e

**ie**

long e

**ey**

long e

**y**

long u

**ue**

long u

**ew**

long u

**oo**

# phonogram booklet

blue 1

blue 1

blue 1

blue 2

blue 2

blue 2

blue 2

long a

long o

ai

ay

ei

oa

ow

oe

o

maid

day

reindeer

bloat

below

floe

most

stain

ray

neigh

boar

row

oboe

cold

hail

daytime

beige

toast

bow

foe

bolt

trail

may

eighty

soak

low

goes

bold

rain

stay

unveil

moat

mow

poem

colt

braid

fray

dreidel

toad

flow

roe

host

brain

tray

reign

float

crow

woe

vote

chain

say

feign

road

grow

aloe

told

# phonogram booklet

blue 3

blue 3

blue 3

blue 4

blue 4

blue 4

long i

long e

y

ie

i

ea

ee

ie

fry

lie

wild

meal

steer

belief

try

tries

find

east

cheer

priest

cry

cries

like

eat

steep

grief

pry

die

hind

beast

sheet

disbelief

dry

dries

mild

steal

creep

relief

shy

shies

bind

meat

sweet

chief

rely

relies

behind

leaf

beer

brief

multiply

multiplies

rind

feast

sheep

prairie

# phonogram booklet

blue 5

blue 5

blue 6

blue 6

blue 6

blue 7

long e

long u

open syllable

y

ey

ue

ew

oo

lucky

alley

hue

chew

food

behave

family

key

cue

stew

mood

nobody

happily

jockey

true

brew

zoo

remember

rocky

kidney

due

threw

balloon

octopus

pretty

honey

value

grew

spool

between

enemy

medley

avenue

mew

hoot

pilot

sticky

joey

clue

flew

tool

basic

hungry

volley

continue

new

shoot

secret

blue 1 — ai

maid

maid

---

---

---

blue 1 — ai

stain

stain

---

---

---

blue 1 — ai

hail

hail

---

---

---

blue 1 — ai

trail

trail

---

---

---

blue 1 — ai

rain

rain

blue 1 — ai

braid

braid

blue 1 — ai

brain

brain

blue 1 — ai

chain

chain



blue 1 — ay

day

day

blue 1 — ay

ray

ray

blue 1 — ay

daytime

daytime

blue 1 — ay

may

may

blue 1 — ei

stay

stay

blue 1 — ei

fray

fray

blue 1 — ei

tray

tray

blue 1 — ei

say

say

blue 1 — ei

reindeer

reindeer

Blank handwriting lines for practice.

blue 1 — ei

neigh

neigh

Blank handwriting lines for practice.

blue 1 — ei

beige

beige

Blank handwriting lines for practice.

blue 1 — ei

eighty

eighty

Blank handwriting lines for practice.

blue 1 — ei

unveil

unveil

blue 1 — ei

dreidel

dreidel

blue 1 — ei

reign

reign

blue 1 — ei

feign

feign

blue 2 — oa

bloat

bloat

Blank handwriting lines for practice.

blue 2 — oa

boar

boar

Blank handwriting lines for practice.

blue 2 — oa

toast

toast

Blank handwriting lines for practice.

blue 2 — oa

soak

soak

Blank handwriting lines for practice.

blue 2 — oa

moat

moat

blue 2 — oa

toad

toad

blue 2 — oa

float

float

blue 2 — oa

road

road

blue 2 — ow

below

below

Blank handwriting lines for the word 'below'.

blue 2 — ow

row

row

Blank handwriting lines for the word 'row'.

blue 2 — ow

bow

bow

Blank handwriting lines for the word 'bow'.

blue 2 — ow

low

low

Blank handwriting lines for the word 'low'.

blue 2 — ow

mow

mow

blue 2 — ow

flow

flow

blue 2 — ow

crow

crow

blue 2 — ow

grow

grow



blue 2 — oe

floe

floe

blue 2 — oe

oboe

oboe

blue 2 — oe

foe

foe

blue 2 — oe

goes

goes

blue 2 — oe

poem

poem

blue 2 — oe

roe

roe

blue 2 — oe

woe

woe

blue 2 — oe

aloe

aloe

blue 2 — o

most

most

Blank handwriting lines for practice.

blue 2 — o

cold

cold

Blank handwriting lines for practice.

blue 2 — o

bolt

bolt

Blank handwriting lines for practice.

blue 2 — o

bold

bold

Blank handwriting lines for practice.

blue 2 — o

host

host

blue 2 — o

vote

vote

blue 2 — o

colt

colt

blue 2 — o

told

told

blue 3 — y

fry

fry

Blank handwriting lines for the word 'fry'.

blue 3 — y

try

try

Blank handwriting lines for the word 'try'.

blue 3 — y

cry

cry

Blank handwriting lines for the word 'cry'.

blue 3 — y

pry

pry

Blank handwriting lines for the word 'pry'.

blue 3 — y

dry

dry

blue 3 — y

rely

rely

blue 3 — y

shy

shy

blue 3 — y

multiply

multiply

blue 3 — ie

lie

lie

Blank handwriting lines for the word 'lie'.

blue 3 — ie

tries

tries

Blank handwriting lines for the word 'tries'.

blue 3 — ie

cries

cries

Blank handwriting lines for the word 'cries'.

blue 3 — ie

die

die

Blank handwriting lines for the word 'die'.

blue 3 — ie

relies

relies

Blank handwriting lines for practice.

blue 3 — ie

shies

shies

Blank handwriting lines for practice.

blue 3 — ie

dries

dries

Blank handwriting lines for practice.

blue 3 — ie

multiplies

multiplies

Blank handwriting lines for practice.



blue 3 — i

wild

wild

Blank handwriting lines for the word 'wild'.

blue 3 — i

find

find

Blank handwriting lines for the word 'find'.

blue 3 — i

like

like

Blank handwriting lines for the word 'like'.

blue 3 — i

hind

hind

Blank handwriting lines for the word 'hind'.

blue 3 — i

mild

mild

Blank handwriting lines for practice.

blue 3 — i

rind

rind

Blank handwriting lines for practice.

blue 3 — i

bind

bind

Blank handwriting lines for practice.

blue 3 — i

behind

behind

Blank handwriting lines for practice.

blue 4 — ea

meal

meal

blue 4 — ea

east

east

blue 4 — ea

eat

eat

blue 4 — ea

beast

beast

blue 4 — ea

steal

steal

blue 4 — ea

meat

meat

blue 4 — ea

leaf

leaf

blue 4 — ea

feast

feast

blue 4 — ee

steer

steer

blue 4 — ee

cheer

cheer

blue 4 — ee

steep

steep

blue 4 — ee

sheet

sheet

blue 4 — ee

sheep

sheep

Blank handwriting lines for practice.

blue 4 — ee

creep

creep

Blank handwriting lines for practice.

blue 4 — ee

beer

beer

Blank handwriting lines for practice.

blue 4 — ee

sweet

sweet

Blank handwriting lines for practice.

blue 4 — ie

belief

belief

Blank handwriting lines for practice.

blue 4 — ie

priest

priest

Blank handwriting lines for practice.

blue 4 — ie

grief

grief

Blank handwriting lines for practice.

blue 4 — ie

disbelief

disbelief

Blank handwriting lines for practice.

blue 4 — ie

relief

relief

Blank handwriting lines for the word 'relief'.

blue 4 — ie

prairie

prairie

Blank handwriting lines for the word 'prairie'.

blue 4 — ie

chief

chief

Blank handwriting lines for the word 'chief'.

blue 4 — ie

brief

brief

Blank handwriting lines for the word 'brief'.



blue 5 — y

lucky

lucky

blue 5 — y

family

family

blue 5 — y

happily

happily

blue 5 — y

rocky

rocky

blue 5 — y

pretty

pretty

blue 5 — y

enemy

enemy

blue 5 — y

sticky

sticky

blue 5 — y

hungry

hungry

blue 5 — ey

alley

alley

blue 5 — ey

key

key

blue 5 — ey

jockey

jockey

blue 5 — ey

kidney

kidney

blue 5 — ey

honey

honey

blue 5 — ey

medley

medley

blue 5 — ey

joey

joey

blue 5 — ey

volley

volley

blue 6 — ue

hue

hue

blue 6 — ue

cue

cue

blue 6 — ue

true

true

blue 6 — ue

due

due

blue 6 — ue

value

value

Blank handwriting lines for the word 'value'.

blue 6 — ue

avenue

avenue

Blank handwriting lines for the word 'avenue'.

blue 6 — ue

clue

clue

Blank handwriting lines for the word 'clue'.

blue 6 — ue

continue

continue

Blank handwriting lines for the word 'continue'.

blue 6 — ew

chew

chew

blue 6 — ew

stew

stew

blue 6 — ew

brew

brew

blue 6 — ew

threw

threw

blue 6 — ew

mew

mew

blue 6 — ew

flew

flew

blue 6 — ew

new

new

blue 6 — ew

grew

grew



blue 6 — oo

food

food

blue 6 — oo

mood

mood

blue 6 — oo

zoo

zoo

blue 6 — oo

balloon

balloon

blue 6 — oo

spool

spool

Blank handwriting lines for practice.

blue 6 — oo

hoot

hoot

Blank handwriting lines for practice.

blue 6 — oo

tool

tool

Blank handwriting lines for practice.

blue 6 — oo

shoot

shoot

Blank handwriting lines for practice.

blue 7

behave

behave

Blank handwriting lines for practice.

blue 7

nobody

nobody

Blank handwriting lines for practice.

blue 7

remember

remember

Blank handwriting lines for practice.

blue 7

octopus

octopus

Blank handwriting lines for practice.

blue 7

between

between

---

---

---

---

blue 7

pilot

pilot

---

---

---

---

blue 7

basic

basic

---

---

---

---

blue 7

secret

secret

---

---

---

---