

Aqua Set

The Aqua Set focuses on **silent e**.

The concept of **silent e** can be introduced with the following story:

Once there were three letters: **h o p** (say as sounds),

Together they said "hop."

One day a new letter, the mysterious **silent e**, came and stood at end of the word.

All of the letters turned to look (turn your head to the left),

The **o** (use short vowel sound) in the middle got jealous of all the attention the **silent e** was getting.

He stood up and said his own name so everyone would look at him.

Now the word says: hope (use the long vowel sound for **o**).

This story is a lot of fun to act out. The children really grasp the concept when they are part of the action.

The first drawer of the Aqua Set has words that change when the **silent e** is added. First, bring out the moveable alphabet and explore how the **silent e** changes words. Some examples to use: rip to ripe, cut to cute, sit to site, can to cane, fat to fate, and pan to pane. As you use the Picture Cards in Aqua 1 working through Steps 1 and 2 of the Standard Sequence of Presentation, pair the 3 letter phonetic word with the word that it becomes with the **silent e** added. Have the child spell the 3 letter word first and ,then, the **silent e** word. Proceed with the Standard Sequence of Presentation for the first drawer only moving on to the next one when the child has shown mastery.

You can use the movable alphabet similarly before introducing Aqua drawers 2 through 5 which highlight the different vowel sounds that are affected by the **silent e**. Aqua 2 highlights **a-e**, Aqua 3 **o-e**, Aqua 4 **i-e**, and Aqua 5 **u-e**. The sixth drawer is a review and the seventh is a challenge drawer with more difficult words. Remember to only move on to the next drawer when the child has shown mastery of the preceding one.

Please note that the silent e emphasized in these drawers is commonly called the "magic e." There are other words in the English language that end in a silent e, such as shove and love, that do not follow this rule.

aqua 1

aqua 4

aqua 7

aqua 2

aqua 5

aqua 3

aqua 6

envelope labels

aqua 1

pin
pine
kit
kite
mat
mate
cap
cape

aqua 2

lake
plate
rake
flame
grave
snake
tape
wave

aqua 3

bone
cone
globe
home
mole
rope
stove
smoke

aqua 4

bike
dime
lime
pipe
smile
stripe
vine
bride

aqua 5

cube

flute

mule

plume

tube

dune

aqua 6

time

hive

stone

blade

shore

prune

frame

crane

aqua 7

costume

reptile

inside

sunrise

volume

bagpipes

lemonade

divide



pin



pine



kit



kite

aqua 1



mat




mate



cap



cape



lake



plate



rake



flame


aqua 2



grave



snake



tape



wave



bone



cone




globe



home

aqua 3



mole



rope



stove



smoke



bike



dime



lime



pipe

aqua 4



smile



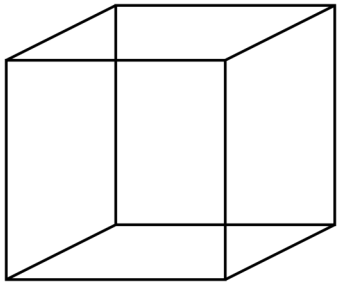
stripe



vine



bride



cube



flute

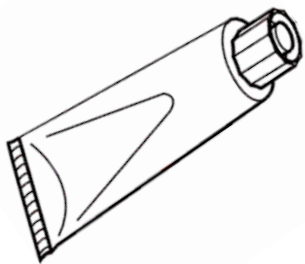


mule



plume

aqua 5



tube



dune




time



hive



stone



blade

aqua 6



shore



prune



frame



crane



costume



reptile



inside



sunrise

aqua 7




volume



bagpipes



lemonade



divide

silent e

a-e

o-e

i-e

u-e

review

challenge

phonogram booklet

aqua 1

silent e

lop

not

lope

note

nod

gap

node

gape

aqua 2

a-e

sale

male

trade

brave

late

save

escape

gave

aqua 3

o-e

store

love

clove

dome

hole

shone

chore

choke

aqua 4

i-e

drive

upside

shine

give

hide

tribe

side

rise

aqua 5

u-e

rule

dupe

mute

fluke

tune

cute

fume

rude

aqua 6

review

blame

become

bake

lute

fine

wipe

chime

lone

aqua 7

challenge

envelope

valentine

bathrobe

pollute

telescope

complete

nickname

blameless

aqua 1

lop

lop

Blank handwriting lines for practice.

aqua 1

not

not

Blank handwriting lines for practice.

aqua 1

lope

lope

Blank handwriting lines for practice.

aqua 1

note

note

Blank handwriting lines for practice.

aqua 1

nod

nod

Blank handwriting lines for practice.

aqua 1

gap

gap

Blank handwriting lines for practice.

aqua 1

node

node

Blank handwriting lines for practice.

aqua 1

gape

gape

Blank handwriting lines for practice.

aqua 2

sale

sale

Blank handwriting lines for practice.

aqua 2

male

male

Blank handwriting lines for practice.

aqua 2

trade

trade

Blank handwriting lines for practice.

aqua 2

brave

brave

Blank handwriting lines for practice.

aqua 2

late

late

Blank handwriting lines for practice.

aqua 2

save

save

Blank handwriting lines for practice.

aqua 2

escape

escape

Blank handwriting lines for practice.

aqua 2

gave

gave

Blank handwriting lines for practice.

aqua 3

store

store

aqua 3

love

love

aqua 3

clove

clove

aqua 3

dome

dome

aqua 3

hole

hole

aqua 3

shone

shone

aqua 3

chore

chore

aqua 3

choke

choke

aqua 4

drive

drive

aqua 4

upside

upside

aqua 4

shine

shine

aqua 4

give

give

aqua 4

hide

hide

aqua 4

tribe

tribe

aqua 4

side

side

aqua 4

rise

rise

aqua 5

rule

rule

aqua 5

dupe

dupe

aqua 5

mute

mute

aqua 5

fluke

fluke

aqua 5

tune

tune

aqua 5

cute

cute

aqua 5

fume

fume

aqua 5

rude

rude

aqua 6

blame

blame

aqua 6

become

become

aqua 6

bake

bake

aqua 6

lute

lute

aqua 6

fine

fine

aqua 6

wipe

wipe

aqua 6

chime

chime

aqua 6

lone

lone

aqua 7

envelope

envelope

aqua 7

valentine

valentine

aqua 7

bathrobe

bathrobe

aqua 7

pollute

pollute

aqua 7

telescope

Telescope

Blank handwriting practice lines consisting of a solid top line, a dashed middle line, and a solid bottom line.

aqua 7

complete

complete

Blank handwriting practice lines consisting of a solid top line, a dashed middle line, and a solid bottom line.

aqua 7

nickname

nickname

Blank handwriting practice lines consisting of a solid top line, a dashed middle line, and a solid bottom line.

aqua 7

blameless

blameless

Blank handwriting practice lines consisting of a solid top line, a dashed middle line, and a solid bottom line.